

Basava International School
English Syllabus 2023-24
Class-I
Books- Pearls (Semester 1 and 2)
Good Grammar

Semester I

<u>MONTH</u>	<u>TOPIC</u>	<u>GRAMMAR</u>	<u>ACTIVITY</u>	<u>CREATIVE WRITING</u>
April	The Alphabet- Capital letters, Small letters, Vowels, Consonant Sounds (three letter words),	Articles- a or an-intro. Sound Blends (Bl, Br, cl, fl, cr, fr, gl, gr) Digraph- ch, sh	Sound Blend Chain Circle Time- Introduction (Names)	Good Grammar- pages- As per the topic
May	L-1-What Fun! Poem- Baby Beds	Naming words (nouns) One and many (adding 's') Sound Blends (pl, pr, dl, dr, sl, tr) Digraph- ph, th	Fun Time- Colour the ball Join the dots and colour the picture "Letter Blend"	Rebus Sentences. Pearls Grammar Worksheet pages – 55,56,57 Good Grammar pages – As per the topic
July	L-2-The Little Bird. L-3-What Are They Doing? Poem- My Magic Shell.	Sentences – Capital letter and Full stop Action words (verbs)- Simple present Sound Blends (sc, st, tr, sp, sm) Digraph- wh	Fun Time – Maze, Colour the Boxes- Word Association,	Completing sentences about yourself. Writing about what you like doing on a holiday. Pearls Grammar Worksheet pages - 57,58,59,60,61 Good Grammar pages – As per the topic
August	L-4-A Happy Family Poem- The Day Has Begun.	Action words (verbs) – <i>simple present, ing</i> words Genders Sound Blends (sk, tw, sw)	Talking about things happening at present. Pasting Photographs of your family members.	Gathering information about your parents. Spot the difference Pearls Grammar Worksheet pages – 61,62,63 Good Grammar pages – As per the topic
September	L-5-Off to School L-6-Gopa's Chair	Action words (verbs) - <i>-ed</i> words, Verbs – To be (<i>is,are,am</i>), has,have	Talking about what you did the previous day. Names of the rooms	Completing answers, Match the Columns, Write about Gopa Pearls Grammar Worksheet pages – 64,65,66,67 Good Grammar pages As per the topic

	<u>Semester II</u>			
October	L-1-Jungle School Poem- Books	Describing words (adjectives) Opposites Animals and their young ones	String story necklace Fun Time – Colour the boxes	Sequencing – Number the sentences Pearls Grammar Worksheet pages – 47,48,49,50 Good Grammar pages – As per the topic
November	L-2-Little Spider’s First Web Poem- Look at the Moon!	Revision of artcles- a and an Pronouns-He,she,it,they Animal sounds	Talking about things that make you happy	Writing sentences about pictures Pearls Grammar Worksheet pages – 50,51,52,53 Good Grammar pages – As per the topic
December	L-3-The Magic Seed	Structure- This is/These are That is/Those are	Structure- Yes,I have, No,I don’t. I have/ I don’t have Spot the sight word	Picture Composition Pearls Grammar Worksheet pages – 53,54,55,56 Good Grammar pages – As per the topic
January	L-4-The Happy Train Poem- My Ball	Prepositions (in, on, under, above, behind) Conjunctions(and)	Making a word chain. Fun Time – Names of games	Picture reading, Listen and write,names of the games Pearls Grammar Worksheet pages – 56,57,58,59,60,61 Good Grammar pages – As per the topic
February/ March	<u>Grammar</u> Revision of previous grammar	Adverbs Punctuation- Capital Letter and Full Stop Sentences	Quiz	Good Grammar pages – As per the topic Picture Compositions

Basava International School
Class I
Mathematics Syllabus for 2023-24
Book: Pearls (Semester 1 and 2)
Semester I

Months	Topics	Activity
April/May	<ul style="list-style-type: none"> ➤ <u>Chapter 1- Revision of pre-number concepts</u> <ul style="list-style-type: none"> • Revision of shapes and patterns ➤ <u>Chapter 2- Numbers up to 20</u> <ul style="list-style-type: none"> • Numbers on the Abacus • Before, After and Between • Comparing Numbers • Ascending and Descending Order (1-20) • Backward Counting (20-1) • Number Names 1 to 20 	<p>1. Making your own telephone book.</p> <p>2. Jumping on number line.</p> <p>3. Flash card activity for pairing numbers and its number name</p>
July	<ul style="list-style-type: none"> ➤ <u>Chapter 5 - Numbers up to 50</u> <ul style="list-style-type: none"> • All number sense concepts up to 50 • Number Names 21 to 50 • Place value-Tens and Ones ➤ <u>Chapter 3 - Addition up to 10</u> <ul style="list-style-type: none"> • Cardinal and ordinal number • Skip counting by 2's • Table of 2 	<p>1. Ice-cream stick and bindi pasting activity- Add to make number 10</p> <p>2. Making a model of Abacus</p>
August	<ul style="list-style-type: none"> ➤ <u>Chapter 5 - Numbers up to 100</u> <ul style="list-style-type: none"> • Number names 51 to 100 • Place value- Hundreds, Tens and Ones ➤ <u>Chapter 4 - Subtraction up to 10</u> <ul style="list-style-type: none"> • Skip counting by 3's and 5's • Table of 3 and 5 	<p>1. Enrichment activity as mentioned in pg. no. 116 for subtraction.</p>
September	<ul style="list-style-type: none"> ➤ <u>Chapter 6 - Addition and Subtraction up to 100</u> <ul style="list-style-type: none"> • Word problems of addition and subtraction • Skip counting by 4's and 10's • Table of 4 and 10 	<p>1. Family time activity-pg. no. 153</p>

Semester II (October till March)

Months	Topics	Activity
October	<ul style="list-style-type: none"> ➤ <u>Chapter 1 - Multiplication</u> <ul style="list-style-type: none"> • Repeated addition • Multiplication on number line • Multiplication based on groups • Order in Multiplication • Revision of tables of 2, 3, 4, 5 and 10 	1. Bindi pasting activity for repeated addition
November	<ul style="list-style-type: none"> ➤ <u>Chapter 4- Shapes and pattern</u> <ul style="list-style-type: none"> • Plane shapes and solid shapes ➤ <u>Chapter 5 - Fractions</u> <ul style="list-style-type: none"> • Whole, Half, Quarter 	<p>1. PEC Activity based on shapes and forward and backward movement.</p> <p>2. Origami pasting activity on shapes and fractions.</p> <p>3. Sandwich making using fraction's concept</p>
December	<ul style="list-style-type: none"> ➤ <u>Chapter 5 - continue ...Fractions</u> ➤ <u>Chapter 2 - Time and money</u> <ul style="list-style-type: none"> • Days of the week • Months of the year ➤ <u>Chapter 7 - Numbers 101-300</u> <ul style="list-style-type: none"> • Number names 101-300 	<p>1. Reading time from a model of clock</p> <p>2. Canteen activity</p>
January	<ul style="list-style-type: none"> ➤ <u>Chapter 3 - Measurement</u> <ul style="list-style-type: none"> • Length, Weight and Capacity ➤ <u>Chapter 7 - Numbers 301-500</u> <ul style="list-style-type: none"> • Number names 301-500 	<p>1. Using body parts to measure length</p> <p>2. Using a jug, a mug, a glass and a cup to measure the quantity of water</p>

February	<ul style="list-style-type: none"> ➤ <u>Chapter 6 - Data Handling</u> ➤ <u>Chapter 7 Numbers 501-800</u> • Number names 500-800 • Skip counting of 6's and 7's • Table of 6 and 7 	1.Bindi pasting activity using different colours
March	<ul style="list-style-type: none"> ➤ <u>Chapter 7 - Numbers 801-1000</u> • Number names 801-1000 • 3-digits number dictation • Revision of tables of 2, 3, 4, 5 and 10 	Revision of the concepts

Basava International School
Environmental Studies Syllabus 2023-24
Class – I
Book - Pearls (Semester I and II)

SEMESTER – I

MONTH	CHAPTER NUMBER	CHAPTER	ACTIVITY
April/May	1 2	All About Me My Body The Food We Eat	<ul style="list-style-type: none"> • Making a girl/boy puppet. • Simon Says.....game. • Making a food chart.
July	3 4	The Clothes We Wear Clean, Fit and Healthy	<ul style="list-style-type: none"> • Collage making - 'People who wear uniforms to work'. • Poster making- 'Being clean, fit and healthy.'
August	5 6 7	I Love My Family Home, Sweet Home! My School.	<ul style="list-style-type: none"> • Making a 'Thank You' Card for your parents. • A Tour to School.
September	8 9	Let's Celebrate Safety Habits Good Manners	<ul style="list-style-type: none"> • Collage making – 'Festivals'. • Making a 3-D Traffic Light
SEMESTER-II			
October	1 2	My Neighbourhood People at Work	<ul style="list-style-type: none"> • 'My Telephone Diary' • Meeting people who help us in our daily lives.
November	3 4	The Animal World Animals, Our Friends	<ul style="list-style-type: none"> • Collage of farm, water, and wild animals. • Animals, our friends- Mask/ puppet making.
December	5 6	The World of Plants We Need Air	<ul style="list-style-type: none"> • Making animal shapes using different types of leaves. • Be a wind detective! Making a wind streamer.
January	7 8	We need Water. How is the Weather?	<ul style="list-style-type: none"> • Making a 'Save Water' badge. • Making a paper plate rainbow.
Feb/March	9	Up in the Sky Thank You, All!	<ul style="list-style-type: none"> • Making different shapes of moon for fourteen days.

BASAVA INTERNATIONAL SCHOOL
CLASS I
SESSION 2023-24
SUBJECT-COMPUTER SCIENCE
BOOK PRESCRIBED: TOUCHPAD

MONTH	TOPIC
April/May	L-1: Computer – A smart machine
July	L-2: Parts of a computer
August	L-3: The keyboard and The mouse
September	L-4: Let's Type in Rapid typing
October	L-5: Tux Paint
November	L-6: Let's paint
December	L-7: Reasoning and critical thinking
January	L-8: Introduction to Artificial Intelligence
February/March	Posters in MS-Paint, How to play games Revision

BASAVA INTERNATIONAL SCHOOL
SYLLABUS : ART (2023-2024)
CLASS I

April	Beautiful flower (colouring) Yummy ice cream (colouring) Beautiful stars Shapes Activity
May	Sunflower Beautiful Kite Shapes Pattern
July	Watermelon My Friend Butterfly Kite Beautiful Bird
August	Peacock Lady Bird Our National Flag Cute Cat
September	I Like Mushroom Flower Face Cartoon Character Green Dustbin My Home
October	Lotus Beautiful Hut My Shirt Clever Owl
November	Colour The Tree My Umbrella Grapes- Glitter Impression Leaves And Flower
December	Naughty Fish Pattern Design My Hand

January

Candy And Toffee

The Boat

My Ball

Paper Folding

February

Shapes – Pencil Shading Activity

Happy Holi

BASAVA INTERNATIONAL SCHOOL**Syllabus breakup 2023-24****Physical Education****Class – I**


S.no	Month	Topic	Activity
1	April & May	Balance and Coordination Running and Jumping	Walk different pathways straight line, circle, triangle, square Balancing with body parts. Running, jumping and hopping. Different types of walk.(animal walk) Hop like a frog Jump like a kangaroo Introduction of yoga Padmasana, Vajarasna, Shavasana, Makarasana and Om ucharan
2	July	Balance and Coordination Running and Jumping	In groups – Run forwards(1), Run Backwards(2), Run sideways(3), Jump: With feet together (4), Jump: one foot to the other foot (leaping). Jump along a line and jog /run back to the start (1). Hop along a line using one foot and back using the other foot(2) Jump over ropes placed on the ground (3). Jump into and out of hoops placed on the ground (4). Virakshasana, Tadasana, Ardh chakarasana, Trikonasana
3	August	Ball Skills	Relay race with bean bag Ball handling Rolling Yogmudra, Shashankasana Supta vajarasana, Balasana
4	September	Ball Skills	Dribbling Throwing and capturing Paschimottanasana, Badhkonasana Virasana, Janusirsasana
5	October	Body Awareness	Postures and Body shapes Bidalasana, Bhujangasana Ashva Sanchalanasana, Dandasana
6	November	Ball Skills	Auditory and Visual Commands Playing different games Adho Mukha Svanasana, Goasana, Ekopada Salambhasana, Advasana
7	December	Ball Skills	Kicking and Skipping Halasana, Janu Sirsasana, Kakasana, Pavanmuktasana
8	January	Ball Skills	Different games with ball Salambhasana, Simhasana, Supta Virasana, Sarvangasana
9	February	Healthy habits and environment	Moving with a ball Healthy habits and environment Dhanurasana, Virabhadrasana, Ustrasana, Upavishtha Konasana

10	March	Value System	Moving with Rhythm Value system Chakarasana, Gomukhasana Vyaghrasana, Dhanurasana

BASAVA INTERNATIONAL SCHOOL**SYLLABUS :Music (2023-2024)****Class I**

MONTH	Lesson Plan
Apr-23	1. Alankar 1 and 2
	2. National Anthem
May-23	1. Alankar 1 and 2
	2. Song - I am the Earth
Jul-23	1. Revision of Previous Months
	2. Song - Give me oil in my lamp
Aug-23	1. Patriotic Song- Saare Jahaan Se Acha
Sep-23	1. Half yearly Music practicals
Oct-23	1. Alankar practice
	2.Song - Tumhi ho mata
Nov-23	1. Revision of Previous Months
	2.Song- Har desh me tu
Dec-23	1. Revision of Previous Months

		2.Song- <i>We three kings</i>
Jan-24		1. <i>Alankar practice</i>
		2. Song- <i>Sare jahan se achha</i>
Feb-24		2. <i>Alankar Revision</i>
		3.Song <i>Revision</i>
Mar-24		1. Final Music practicals



बसवा इंटरनैशनल स्कूल

कक्षा – 1




विषय - हिंदी






वार्षिक परियोजना


सत्र – 2023 - 24










• पाठ्य पुस्तक – गुंजन हिंदी पाठमाला - 1

क्रम	अवधि	पाठ्यक्रम	गतिविधि
1	अप्रैल – मई	<p>1. वर्णमाला (दोहराना)</p> <p>2. </p> <p>❖ बिना मात्रा वाले शब्द ❖ इन शब्दों का वाक्य प्रयोग</p> <p> पाठ - शरबत चख</p> <p>3. </p> <p>❖ आ - I की मात्रा वाले शब्द ❖ आ - I की मात्रा वाले शब्दों का वाक्य प्रयोग</p> <p>• पाठ - दावत</p>	<p>▪ ‘ चुनमुन बंद र’ नामक गीत याद करना ।</p> <p>▪ कुछ गतिविधियाँ ‘आ की मात्रा ’ से</p>

<p>2 जुलाई - अगस्त</p>	<div style="display: flex; justify-content: space-around; align-items: center;"> <div style="border: 1px solid black; padding: 5px; background-color: yellow;">इ - ि</div> <div style="border: 1px solid black; padding: 5px; background-color: yellow;">ई - ि</div> </div> <p>❖ इन मात्राओं का शब्द भंडार और वाक्य प्रयोग</p> <div style="display: flex; justify-content: space-around; align-items: center; margin-top: 20px;"> <div style="text-align: center;">  पाठ - सितार बजा </div> <div style="text-align: center;">  पाठ - गीता और वाणी </div> </div> <p>❖ चित्रकथा - मछलियों की होशियारी</p>	<ul style="list-style-type: none"> ▪ गीत 'मकड़ी रानी' याद करना ▪ हमारे घर में भी हैं 'ई की मात्रा' वाली कुछ चीजें <p style="margin-top: 20px;">हम हैं प्राणी जिनके नाम में आती है 'ई की मात्रा'</p>
<p>3 अगस्त - सितंबर</p>	<div style="display: flex; justify-content: space-around; align-items: center;"> <div style="border: 1px solid black; padding: 5px; background-color: yellow;">उ - ु</div> <div style="border: 1px solid black; padding: 5px; background-color: yellow;">ऊ - ू</div> </div> <div style="display: flex; justify-content: space-around; align-items: center; margin-top: 20px;"> <div style="border: 1px solid black; padding: 5px; background-color: yellow;">रु</div> <div style="border: 1px solid black; padding: 5px; background-color: yellow;">रू</div> </div> <p>❖ इन मात्राओं का शब्द भंडार और वाक्य प्रयोग</p> <div style="display: flex; justify-content: space-around; align-items: center; margin-top: 20px;"> <div style="text-align: center;">  पाठ - गुड़िया की चुनरी </div> <div style="text-align: center;">  पाठ - तरबूज का रस </div> <div style="text-align: center;">  पाठ - गुटरू कबूतर </div> </div>	<p>'उ की मात्रा ' से खाना खज़ाना</p> <ul style="list-style-type: none"> ▪ कुछ गतिविधियाँ 'ऊ की मात्रा ' से

<p>4 सितंबर - अक्टूबर</p>	<div style="display: flex; justify-content: space-around; align-items: center;"> <div style="border: 1px solid black; padding: 5px;">ऋ - ृ</div> <div style="border: 1px solid black; padding: 5px;">ए - ै</div> </div> <p>❖ इन मात्राओं का शब्द भंडार और वाक्य प्रयोग</p> <p> पाठ - शेर की दहाड़</p> <ul style="list-style-type: none"> ● एक - अनेक 	<ul style="list-style-type: none"> ■ गीत ' मकड़ी रागी ' याद करना ■ कुछ गतिविधियाँ 'ए की मात्रा ' से '
<p>5 अक्टूबर - नवंबर</p>	<div style="border: 1px solid black; padding: 5px; margin: 10px auto; width: fit-content;">ऐ - ै</div> <ul style="list-style-type: none"> ■ पाठ - मैना उड़ गई 	<ul style="list-style-type: none"> ■ ' ऐ की मात्रा ' से स्थानों के नाम
<p>6 नवंबर - दिसंबर</p>	<div style="display: flex; justify-content: space-around; align-items: center;"> <div style="border: 1px solid black; padding: 5px;">ओ - ो</div> <div style="border: 1px solid black; padding: 5px;">औ - ौ</div> </div> <p>❖ इन मात्राओं का शब्द भंडार और वाक्य प्रयोग</p> <ul style="list-style-type: none"> ● पाठ - तोता और मोर ● पाठ - लौकी की बेल ■ लडका - लडकी 	<ul style="list-style-type: none"> ■ गीत 'पकौड़ी ' याद करना ■ 'जंगल टाइम' - ओ की मात्रा ■ कुछ बच्चों के नाम लिखना जिनमें 'औ - ौ की मात्रा ' आए।

<p>7 दिसंबर - जनवरी</p>	<p>➤ दसखड़ी</p> <div style="display: flex; justify-content: space-around; align-items: center;"> <div style="border: 1px solid black; background-color: yellow; padding: 5px;">अं - ँ</div> <div style="border: 1px solid black; background-color: yellow; padding: 5px;">अँ - ँ</div> </div> <p>❖ इन मात्राओं का शब्द भंडार और वाक्य प्रयोग</p> <ul style="list-style-type: none"> ● पाठ - संचित की पतंग ● पाठ - मेले की सैर ■ उल्टे अर्थवाले शब्द 	<ul style="list-style-type: none"> ■ चित्रकथा - <u>माँ की रसोई</u> (छात्रों द्वारा प्रत्येक चित्र के बारे में बताना और कहानी सुनाना) ■ ‘ गुल्लक ’ कविता याद करना
<p>8 जनवरी - फरवरी</p>	<p>➤ मैं - मेरा परिवार</p> <ul style="list-style-type: none"> ● क्ष , त्र , झ , श्र – संयुक्ताक्षर ● दो व्यंजन साथ – साथ ● ध्वनियों के चिह्न ● र के बहुत से रूप ● आओ गिनें <p>➤ चित्र वर्णन</p>	<ul style="list-style-type: none"> ■ गीत ‘ हाथी ’ याद करना

9 फरवरी - मार्च	<p style="text-align: center;"><u>पढ़ने की तैयारी</u></p> <p style="text-align: center;"></p> <ul style="list-style-type: none">  <u>बरखा रानी - कविता</u>  <u>मैं किसी को नहीं मारूँगा</u>  <u>मेट्रो की सैर - शब्द चित्र</u>  <u>डॉक्टर जिराफ़ - कार्टून कथा</u>  <u>आप जानते हैं – जानकारी</u>  <u>कैसे लगते भालू राम - कविता</u> <p><u>इन सभी पाठों का केवल पठन करवाया जाएगा।</u></p>	<ul style="list-style-type: none"> ▪ छात्रों को स्वस्थ रहने की अच्छी आदतों से अवगत करवाना।

नोट – 4 अलग - अलग विषयों पर ‘रचबालक लेखन’ लिखवाया जाएगा।

और

कविता वाचन परीक्षाओं के लिए कविताओं का चयन बच्चों के अखबार , बच्चों की विभिन्न मैगजीन आदि से किया जाएगा।